

 SCHOLASTIC

BETWEEN
GRADES
1 & 2

Weekly Reader: **SUMMER EXPRESS**

**FREE
STICKERS &
AWARDS!**

MATH

READING

WRITING

GRAMMAR

VOCABULARY

For review only.
Not for distribution



Dear Parent,

Congratulations! You hold in your hands an exceptional educational tool that will give your child a head start in the coming school year.

Inside this book, you'll find 100 practice pages that will help your child review and learn reading and writing skills, grammar, place value, addition and subtraction, and so much more! *Weekly Reader: Summer Express* is divided into 10 weeks, with two practice pages for each day of the week, Monday through Friday. However, feel free to use the pages in any order that your child would like. Here are other features you'll find inside:

- ★ A weekly incentive chart and certificate to motivate and reward your child for his or her efforts.
- ★ A sheet of colorful stickers to use as weekly rewards.
- ★ Ideas for fun, skill-building activities you can do with your child any time.
- ★ Suggestions for creative learning activities that you can do with your child each week.
- ★ A certificate of completion to celebrate your child's accomplishments.

We hope you and your child will have a lot of fun as you work together to complete this workbook.

Enjoy!

The Editors



Tips for Using This Book

1. Pick a good time for your child to work on the activities. You may want to do it around mid-morning after play, or early afternoon when your child is not too tired.




2. Make sure your child has all the supplies he or she needs, such as pencils and an eraser. Designate a special place for your child to work.



3. Celebrate your child's accomplishments by letting him or her affix stickers to the incentive chart after completing the activities each day. Reward your child's efforts with a bonus sticker at the end of the week as well.



4. Encourage your child to complete the worksheets, but don't force the issue. While you may want to ensure that your child succeeds, it's also important that he or she maintains a positive and relaxed attitude toward school and learning.



5. After you've given your child a few minutes to look over the activity pages he or she will be working on, ask your child to tell you his or her plan of action: "Tell me about what we're doing on these pages." Hearing the explanation aloud can provide you with insights into your child's thinking processes. Can he or she complete the work independently? With guidance? If your child needs support, try offering a choice about which family member might help. Giving your child a choice can help boost confidence and help him or her feel more ownership of the work to be done.



6. When your child has finished the workbook, present him or her with the certificate of completion on page 143. Feel free to frame or laminate the certificate and display it on the wall for everyone to see. Your child will be so proud!



Skills Alignment

Listed below are the skills covered in the activities throughout *Weekly Reader: Summer Express*. These skills will help children review what they know while helping prevent summer learning loss. They will also better prepare each child to meet, in the coming school year, the math and language arts learning standards established by educators.

Math

	Week 1	Week 2	Week 3	Week 4	Week 5	Week 6	Week 7	Week 8	Week 9	Week 10
Represent and solve problems involving addition and subtraction.	♦		♦	♦		♦	♦		♦	♦
Understand the relationship between addition and subtraction.			♦	♦		♦	♦	♦		
Add and subtract within 20.	♦	♦	♦	♦			♦	♦	♦	♦
Work with addition and subtraction equations.	♦		♦	♦			♦	♦	♦	♦
Extend the counting sequence.		♦	♦					♦	♦	
Understand place value.	♦	♦	♦	♦	♦	♦				♦
Use understanding of place value to add and subtract.				♦	♦		♦	♦	♦	♦
Measure lengths indirectly and by iterating length units.	♦		♦		♦	♦				
Tell and write time.		♦				♦			♦	♦
Represent and interpret data.			♦		♦				♦	
Reason with shapes and their attributes.	♦				♦			♦		♦

Language Arts

	Week 1	Week 2	Week 3	Week 4	Week 5	Week 6	Week 7	Week 8	Week 9	Week 10
Ask and answer questions about key details.	♦	♦	♦	♦	♦	♦	♦	♦	♦	♦
Identify the main topic or central message and retell key details.	♦	♦	♦	♦	♦	♦	♦	♦	♦	♦
Describe characters, settings, and major events in a story.	♦	♦	♦							♦
Describe connections in a text and explain differences among text types.		♦	♦							
Know and use text features.						♦				
Identify the narrator at various points in a story.	♦								♦	
Distinguish source of information within a text.										♦
Use images and details within a text to describe the text.					♦		♦	♦		
Identify an author's points in a text.										♦
Compare and contrast two texts.					♦			♦		
Demonstrate understanding of the organization and basic features of print.	♦	♦							♦	
Demonstrate understanding of spoken words, syllables, and sounds.		♦	♦	♦	♦	♦	♦		♦	♦
Know and apply grade-level phonics and word analysis skills in decoding words.	♦	♦	♦	♦	♦	♦	♦		♦	
Read with accuracy and fluency to support comprehension.	♦		♦	♦	♦	♦	♦	♦	♦	♦
Add details to strengthen writing.	♦		♦		♦					
Produce complete sentences.						♦	♦	♦		
Demonstrate command of the conventions of standard English grammar.	♦		♦		♦	♦	♦	♦		
Demonstrate command of capitalization, punctuation, and spelling.	♦		♦				♦		♦	♦
Determine the meaning of unknown and multiple-meaning words in a text.		♦	♦	♦		♦			♦	
Demonstrate understanding of figurative language, word relationships, and nuances in word meanings.								♦	♦	

Help Your Child Get Ready: Week 1

Here are some activities that you and your child might enjoy.

Sizzling Synonyms!

The first time your child says, "It's hot outside," challenge him or her to come up with as many words as possible that mean the same thing as *hot*. You can try this with other weather words such as *cold*, *rainy*, or *cloudy*.

Summer Goal

Suggest that your child come up with a plan to achieve a goal by the end of the summer. For example, he or she may wish to become an expert on a favorite animal or learn to count in another language. Help him or her map out a way to be successful. Periodically, check to see how your child is progressing.

Order, Order!

Play a ranking game. Choose three related items and ask your child to put them in order. Ask him or her to explain the choice. For example, if you chose *ice cube*, *snowball*, and *frozen lake*, your child might say *small*, *medium*, and *large*; or *cold*, *colder*, *coldest*.

Sun Safety

Talk about sun safety with your child. Ask him or her to write a list of ways to stay safe in the sun. Post it in a prominent place!

These are the skills your child will be working on this week.

Math

- addition and subtraction within 10
- measure lengths
- partition shapes into equal parts
- place value with regrouping

Reading

- identify key details

Phonics & Vocabulary

- recognize words with short *a*

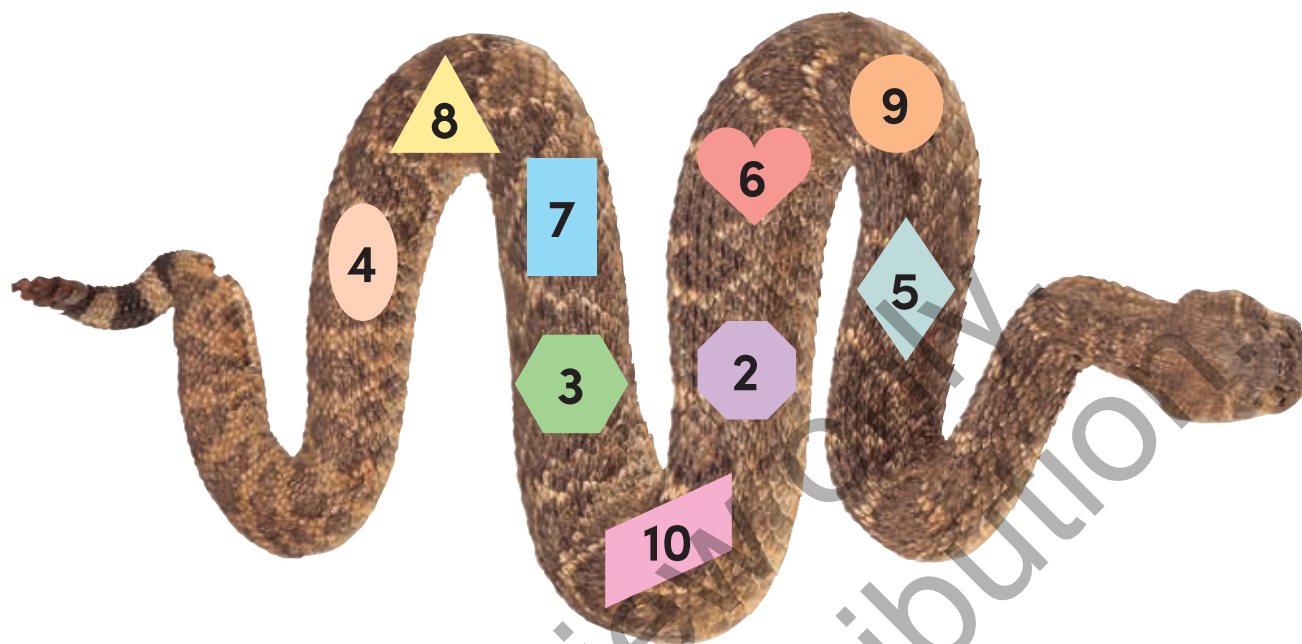
Grammar & Writing

- sentence punctuation
- capitalization





Shapes on a Snake

Write the number for each shape. Add or subtract.



1  +  = _____



6  -  = _____

2  -  = _____

7  +  = _____



3  +  = _____

8  +  = _____

4  +  = _____

9  +  = _____

5  -  = _____

10  -  = _____

Hunt for Short a

Write the word for each picture. Use the Word Bank.
Then find and circle the words in the word search.

Word Bank

apple

cat

ham

map

rat

van













a c a t m
p c h a a
p v a n p
l m h a m
e r a t p

Look at the pictures in each box. Say the names.

X the picture in each box that does not have a short-a sound.



Make More Shapes

Follow the directions in each box below.

Draw a line to make two squares.




Draw a line to make two triangles.



Draw a line to make two triangles.



Draw a line to make two rectangles.




Box of Chocolates

Cindy Chipmunk had 10 chocolates in each box of candy. She opened the boxes to taste the chocolates inside. Look at how many chocolates are in each box now. Then answer the question. Write an equation to show how you got your answer. The first one is done for you.



$$10 - 7 = 3$$

- 1 How many chocolates did Cindy eat? 7




- 4 How many chocolates did Cindy eat? _____




- 7 How many chocolates did Cindy eat? _____



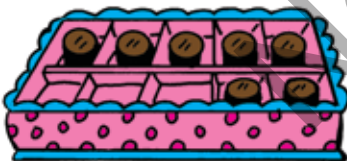
- 2 How many chocolates did Cindy eat? _____



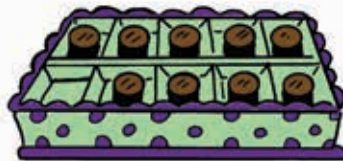
- 5 How many chocolates did Cindy eat? _____




- 8 How many chocolates did Cindy eat? _____



- 3 How many chocolates did Cindy eat? _____



- 6 How many chocolates did Cindy eat? _____



- 9 How many chocolates did Cindy eat? _____

Weekly Reader: **SUMMER EXPRESS**

Give each child a head start in school with *Weekly Reader: Summer Express*! This fun-filled workbook is designed to reinforce academic skills and knowledge through engaging activities. Help prevent summer learning loss and get children ready for the coming school year!

Inside you'll find

- 100 activity pages arranged in a progressive, 10-week format that will help children review and learn **reading and writing skills, grammar, place value, addition and subtraction**, and so much more!
- Colorful sticker rewards for completing each activity
- A weekly incentive chart and certificate
- From the team who brings you the trusted classroom magazine *Weekly Reader*

A SUMMER'S WORTH OF GREAT LEARNING!

\$10.99 U.S.

SC-810890



SCHOLASTIC

www.scholastic.com

ISBN: 978-1-338-10890-3

